Collin County, Texas

FY 2014

Budget-in-Brief

FOR ADDITIONAL INFORMATION

This Budget-in-Brief contains summary information on the most important decisions made during the County's annual financial and operational planning process. If we can be of further assistance or provide additional copies of this document, please call or write:

Collin County Budget & Finance Office
2300 Bloomdale Rd., Suite 4100
McKinney, TX 75071

972-548-4603
214-491-4828 (fax)

Or email:
MArris@collincountytx.gov

http://www.collincountytx.gov

Colin County
Commissioners' Court
FY 2014

Keith Self
County Judge

Matt Shaheen
Commissioner, Pct. 1

Cheryl Williams
Commissioner, Pct. 2

Chris Hill
Commissioner, Pct. 3

Duncan Webb
Commissioner, Pct. 4

Bill Bilyeu
County Administrator

Mónika Arris
Budget & Finance Director

TABLE OF CONTENTS

Texas County Government	1
Collin County Government	2
Who's In Charge	3
Elected Officials	4
FY 2014 Budget Overview	5
Collin County Economic Outlook	7
FY 2014 Budget Process	8
FY 2014 Budget Planning Calendar	10
Property Tax Details	11
FY 2014 Tax Rate Distribution	12
Tax Rate Distribution History	13
Combined Budget Expenditures by Function Area	14
Combined Budget Revenues by Source	15
Collin County Total Combined Budget History	16
Collin County Operating Budget	17
General Fund Expenditures by Function Area	18
General Fund Revenues by Source	19
General Fund Budget	20
Top 15 Counties in Texas by Population	21
Collin County Community Profile	22
All About The County	25
Commissioner Court Precincts	28
Constable Precincts	29
Justice of the Peace Precincts	30

TEXAS COUNTY GOVERNMENT

History of County Government

The origin of Texas county government can be found in "municipality," the local unit of government under Spanish and Mexican rule. The municipalities were large areas embracing one or more settlements and the surrounding rural territory. In 1821, there were four major Spanish settlements in Texas—San Antonio, Bahía (Goliad), Nacogdoches, and the Rio Grande Valley—and three areas of light settlement and ranching and four major roads.

Prior to the revolution of Texas against Mexico, there was no political subdivision at the county level. In 1835, Texas was divided into departments and municipalities. Three departments were established—Bexar, Brazos and Nacogdoches—along with 23 municipalities. Under the new Republic in 1836, the 23 municipalities became counties. When Texas became a state in 1845, there were 36 counties.

Under the state constitution of 1845, county government varied little from that under the Republic. The only major change was one that made all county offices elective positions. When Texas entered the Confederacy in 1861 and adopted a new state constitution, there were 122 counties. Ten years after Reconstruction from the Civil War, the Constitution of 1876 was adopted. It is the present state constitution and contains much detail concerning the governmental organization of the county. The number of counties increased steadily until there were 254 counties in 1931.

Functions of County Government

Today there are 255 counties serving the needs of more than 25 million Texans. The counties range in size from just under 100 residents to more than four million. Major responsibilities include building and maintaining roads, recreational facilities and, in some

cases, county airports; constructing and operating jails; operating the judicial system; maintaining public records; collecting property taxes; issuing vehicle registration and transfers; and registering voters. Counties also provide law enforcement, conduct elections and provide health and social services to many poor county residents. Increasingly, county governments are playing a vital role in the economic development of their local areas.

COLLIN COUNTY GOVERNMENT

Collin County, like other Texas Counties, is considered to be an extension of state government. The focus of the county organization is judicial (civil and criminal justice, adult and juvenile probation), health and human services, law enforcement and jail services. In addition, the County is responsible for the road and bridge maintenance for all unincorporated areas of the County.

The County's governing body, Commissioners Court, is made up of the County Judge who is elected at large and four Commissioners elected from equal precincts based on population. The County Judge is the presiding officer of the Commissioners Court. Budgetary responsibilities are a major function of the Commissioners Court. The Commissioners Court of Collin County has budget authority over all County departments including those headed by elected officials. The responsibility includes setting the tax rate and adopting the budget. Throughout the year the Court, as established in the budget policy, must approve adjustments to the budget. In addition, the Commissioners' Court sets policies by Court Order for the activities of the County.

Other elected officials include the County and District Judges, Sheriff, Tax Assessor, District Attorney, Justices of the Peace, Constables and the County and District Clerks.

WHO'S IN CHARGE

County Judge & Commissioners
A County Judge and four Commissioners serve on the Commissioners Court. This body conducts the general business of the County and oversees financial matters. Collin County created a unitary road system that allows all commissioner precincts to work together on maintaining the County roads and bridges.

Constable
These officials are the chief process servers of the Justices of the Peace courts and are certified peace officers.

County Clerk
The County Clerk's Office records the proceedings of the County Courts. They also maintain legal records, marriage licenses, and vital statistics.

District Attorney
The District Attorney serves as the County's chief legal advisor and prosecuting attorney in both the District Courts and County Courts.

District Clerk
Duties of this official revolve around the District Courts and include the collection of child support.

Justice of the Peace
The JP's preside in justice and small claims court with jurisdiction over minor misdemeanor offenses, civil issues and truancies.

Sheriff
The Sheriff is the chief law enforcement officer for the County and is responsible for the operation of the jail.

Tax Assessor-Collector
This official's chief duty is to assess and collect property taxes for the County and motor vehicle registration.

Elected Officials

County Judge	Keith Self	972-548-4631
Commissioner, Pct. 1	Matt Shaheen	972-548-4631
Commissioner, Pct. 2	Cheryl Williams	972-548-4626
Commissioner, Pct. 3	Chris Hill	972-548-4631
Commissioner, Pct. 4	Duncan Webb	972-548-4627
Constable, Pct. 1	Shane Williams	972-548-4419
Constable, Pct. 2	Joe Barton	972-547-1860
Constable, Pct. 3	Sammy Knapp	972-881-3070
Constable, Pct. 4	Joseph Wright	972-731-7320
County Clerk	Stacey Kemp	972-548-4185
County Court @ Law 1	Corinne Mason	972-548-3860
County Court @ Law 2	Barnett Walker	972-548-3820
County Court @ Law 3	Lance S. Baxter	972-548-3830
County Court @ Law 4	David Rippel	972-548-3840
County Court @ Law 5	Danny Wilson	972-548-3850
County Court @ Law 6	Jay A. Bender	972-548-1850
County Court Probate	Weldon Copeland	972-548-3810
District Attorney	Greg Willis	972-548-4323
District Clerk	Andrea Stroh Thompson	972-548-4320
199th District Court	Angela Tucker	972-548-4415
219th District Court	Scott J. Becker	972-548-4402
296th District Court	John Roach, Jr.	972-548-4409
366th District Court	Ray Wheless	972-548-4570
380th District Court	Benjamin Smith	972-548-4762
401st District Court	Mark Rusch	972-548-4241
416th District Court	Chris Oldner	972-548-4520
417th District Court	Cynthia Wheless	972-548-4658
429th District Court	Jill Willis	972-548-5720
JP, Pct. 1	Paul Raleeh	972-548-4125
JP, Pct. 2	Terry Douglas	972-442-3289
JP, Pct. 3-1	Chuck Ruckel	972-548-3001
JP, Pct. 3-2	John Payton	972-548-3051
JP, Pct. 4	Mike Yarbrough	972-731-7300
Sheriff	Terry Box	972-547-5100
Tax Assessor/Collector	Kenneth Maun	972-547-5014

FY 2014 Budget Overview

The Adopted Budget for FY 2014 continues to hold to the established principles in Collin County of conservative fiscal planning and preparation for the future. Commissioners Court priorities with regards to the budget include producing a balanced budget while maintaining the tax rate at 0.2375 per $100 valuation for the citizens of Collin County.

The challenges faced by Collin County include the population increase as Collin County continues to be one of the fastest growing counties in the state of Texas. Other challenges include the continued funding of programs mandated by the State of Texas and the strains on transportation as Collin County continues its rapid growth. The Adopted Budget represents strategies that bring recurring expenditures in line with revenues while continuing to provide a high level of services to constituents.

The Adopted Budget also provides for targeted initiatives in Commissioners Court priority areas. These initiatives are included in the Adopted Budget without the need for an increase in the overall property tax rate for the twenty-first consecutive year.

- Lowering the tax rate to $0.2375 per $100 of valuation, marking the 21st consecutive year with no tax rate increase.
- Maintaining a homestead exemption of 5% with a $5,000 minimum for the sixth year.
- Position changes include:
    - 1 HR Generalist (Civil Service) in the HR- Civil Service Dept.
    - 1 HR Generalist (Risk Management) in the HR Risk Management Dept.
    - 1 Database Administrator in the Information Technology Dept.
    - Change 1 Web Intern position into 1 Web (Part-time) in the Information Technology Dept.
    - Change 2 GIS Intern positions into 1 GIS

Coordinator (Part-time) in the GIS Dept.
- Change 1 Tech I (Part-time) position into 1 Tech I (Full-time) in the Medical Examiner's Office
- 1 Program Coordinator in the District Clerk's Office
- 1 Collections Clerk in the District Clerk's Office
- 1 Criminal Justice Information Specialist in the Sheriff's Office
- 1 Functional Analyst in the Sheriff's Office
- 1 Tech I in the Fire Marshal's Office
- 1 Assistant Events Coordinator (Part-Time) in Myers Park
- 1 Grounds Keeper in Myers Park
- Eliminate 1 Administrative Secretary in the Special Projects Dept.
- 1 TB Contact Investigator in the Healthcare Dept.
- 1 Adolescent Counselor in the Juvenile Probation Dept.
- 5 positions in Contingency (3 for Tax Assessors Office, 1 for County Auditor and 1 for JP Court Collections in the County Clerk's Office)
- Total of 15 positions added for FY 2014.

Appraised taxable values in Collin County have increased 6.2% from 2012 to 2013. Because ad valorem taxes account for over 80% of the General Fund revenue for the County, new real estate construction is a vital component of the County's ability to respond to demands for increasing services. Of the 6.2% increase in appraised value, 2.2% is from new construction. The other 3.9% is from increased appraisals on existing properties. Collin County has a long record of minimizing the burden County government places on its citizens. Despite the financial challenges faced by the County, the Adopted Budget does not increase the County's tax rate for the twenty-first straight year and maintains the County's homestead exemption for the sixth year.

COLLIN COUNTY
ECONOMIC OUTLOOK

Appraised Values

YEAR	NET TAXABLE	% CHANGE	ADJUSTED TAXABLE	% CHANGE
2004	$ 52,275,021,659	6.3%	$ 52,275,021,659	6.3%
2005	$ 56,240,956,250	7.6%	$ 56,161,068,826	7.4%
2006	$ 61,953,733,487	10.2%	$ 61,837,184,163	10.1%
2007	$ 68,685,147,666	10.9%	$ 68,456,922,301	10.7%
2008	$ 71,866,212,346	4.6%	$ 71,770,458,046	4.8%
2009	$ 72,388,951,258	0.7%	$ 72,265,420,761	0.7%
2010	$ 71,277,687,478	-1.5%	$ 71,211,193,179	-1.5%
2011	$ 72,462,518,559	1.7%	$ 72,358,101,040	1.6%
2012	$ 74,630,300,190	3.0%	$ 74,525,514,514	3.0%
2013	$ 79,238,767,392	6.2%	$ 79,057,729,486	6.1%

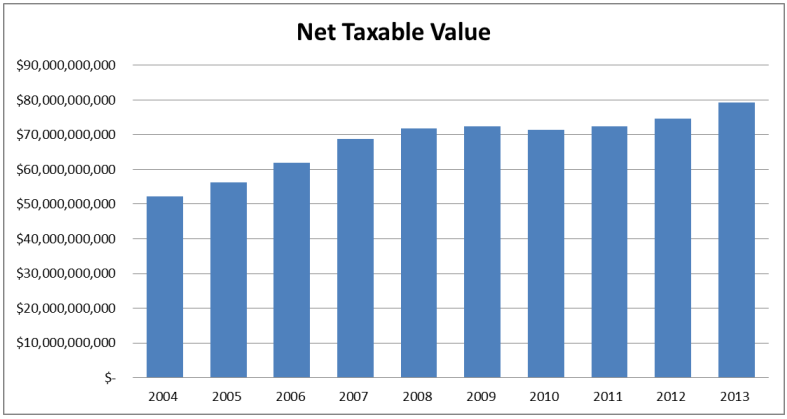

** CERTIFIED Net Taxable as of July 25th of each year per Tax Code 26.01*

FY 2014 BUDGET PROCESS

The budget is a financial plan for a fiscal year of operations that matches all planned revenues and expenditures with the services provided to the citizens of Collin County. The FY 2014 Adopted Budget covers a twelve-month period beginning October 1, 2013 through September 30, 2014.

The purpose of the budget preparation process is to develop a work program and financial plan for Collin County. The goal is to produce a budget document that clearly states what services and functions will be provided with given financial, personnel and other resources. The budget document must be clearly understandable by the taxpayers and citizens at large. It is a policy document that defines issues in such a manner that the Commissioners Court can make sound decisions regarding County programs and finances. The Commissioners Court must be given enough information to make funding choices between alternative programs and priorities. The budget document provides offices and departments with a work program to carry out their missions. It also provides the Budget Officer and the County Auditor with a financial plan with which to assure that the County operates within its financial means. Finally, the budget serves as an important reference document that provides extensive information on the nature and scope of County operations and services.

The process for developing the FY 2014 Adopted Budget involved the following overall steps:

- Setting of budget goals for the County in cooperation with Commissioners Court
- Budget Preparation workshops with County departments
- Preparation of Recommended Budget
- Commissioners Court Workshops and Public Hearings
- Budget Adoption

As an ongoing effort to improve the efficiency and effectiveness of Collin County, the Budget Office, as directed by Commissioners Court, has been continually working towards Performance Based Management since 2003. During the FY 2014 budget process, offices and departments were asked to submit program explanations and performance measures as a way to demonstrate how performance will be improved in the upcoming fiscal year. Budget Office staff also worked with County offices and departments to develop systems to better track and manage data related to their performance measures. The Adopted Budget document reflects updated program information, goals and objectives and performance measures for each department based on information provided by the Department Head or Elected Official.

The Recommended Budget document is completed in early August and submitted to the Commissioners Court as well as all Department Heads and Elected Officials. After receipt of the Recommended Budget, the Commissioners Court holds a workshop to review the details of the department improvements requested, both those that were recommended by the County Budget Director for FY 2014 as well as those that were not recommended. Changes approved during the budget workshop are then reflected in the proposed budget document. Once the document is complete, the County Budget Director must file a copy of the proposed budget with the County Clerk and the Auditor (LGC 111.066). Upon receipt of the proposed budget, the Commissioners Court is required to set a date and place for a public hearing "*within 10 calendar days after the date the proposed budget is filed but before the last day of the first month of the fiscal year (LGC Sec. 111.067b).*" At a public hearing, the Commissioners Court give all interested taxpayers of the County an opportunity to be heard for, or against, any expenditure account or revenue estimate. Once the Commissioners Court completes its deliberations on the proposed budget, the Court votes to adopt a budget and a tax rate. The Court may make any changes to the proposed budget it deems necessary as long as the

total expenditures do not exceed the total revenues estimated by the County Auditor.

Upon adoption of the budget by Commissioners Court, a copy of the budget is filed with the County Auditor and the County Clerk. The County Auditor will use the Adopted Budget to set up the appropriate budgetary accounts for each office and department. The County Auditor is responsible for the financial accounts of the County. The Budget Office is responsible for monitoring expenditures in accordance with the budget and for initiating appropriate budget transfers. Offices and departments are responsible for keeping expenditures within the budgeted amount and for tracking performance indicator data.

FY 2014 Budget Planning Calendar

DATE	DETAILS
Thursday - Friday, April 4th & 5th	Kick-Off Budget Meeting & Electronic FY 2014 Budget Preparation Manuals distributed.
Tuesday, April 30th	Certified Estimate of Taxable Value of Property due from Chief Appraiser no later than April 30th (Tax Code Section 26.01 e)
Monday, May 6th	Departments return completed Electronic FY 2014 Budget requests to the Budget Department.
Thursday, July 25th	Chief Appraiser shall certify Appraisal Roll by July 25th (Tax Code Section 26.01)
Monday, July 15th	Provide FY 2014 final detail revenue schedule, summary revenue schedule and projected fund balance.
Monday, July 29th	FY 2014 Recommended Budget to Departments
Monday - Thursday, August 19th – 22nd	FY 2014 Budget Workshop
Tuesday, September 3rd	Public Hearing on FY 2014 Tax Rate.
Friday, September 6th	Provide court orders to the Budget Office regarding the FY 2014 Budget for County Auditor.
Monday, September 9th	Second public hearing on FY 2014 Tax Rate.
Monday, September 9th	File FY 2014 Proposed Budget with County Clerk and County Auditor.
Monday, September 16th	Public Hearing on FY 2014 Proposed Budget (LGC Section 111.067)
Monday, September 16th	Adoption of FY 2014 County Budget , Tax Rate, and County Fees

PROPERTY TAX DETAILS

The following is a property tax analysis for an average homeowner living in Collin County. The average home in Collin County is valued at $238,030 according to statistics compiled by the Central Appraisal District of Collin County.

Taxing Unit	Tax Rate	Average Taxes
Collin County	$0.2375000	$537.06
City of Plano	$0.4886000	$930.41
Plano ISD	$1.4530000	$3,240.63
Collin County Community College District	$0.0863643	$205.57
Total	$2.26546	$4,913.67

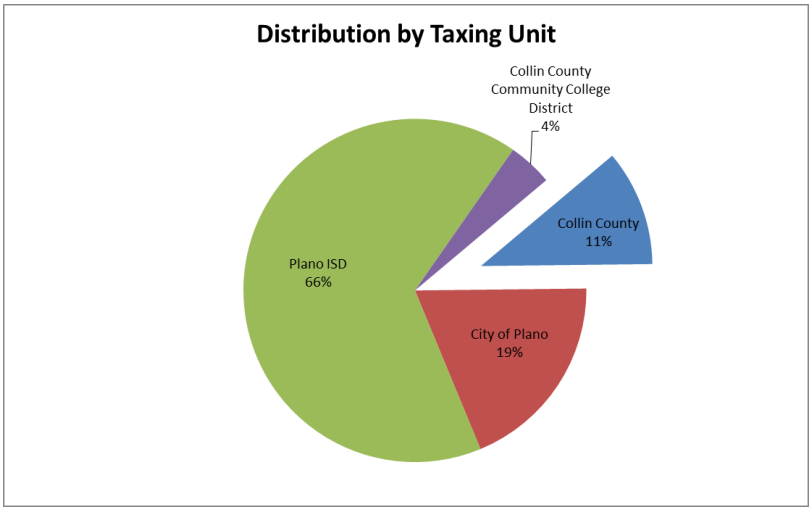

FY 2014 Tax Rate Distribution

FUND NAME	FUND #	TAX RATE	ESTIMATED REVENUE
OPERATING TAX RATE			
General Fund	001	$0.176334	$139,341,129
Road & Bridge Fund	010	$0.004000	$3,157,945
Permanent Improvement Fund	499	$0.000000	$0
		$0.180334	$142,499,074
DEBT TAX RATE			
Debt Service Fund	399	$0.057166	$45,131,771
		$0.057166	$45,131,771
TOTAL TAX RATE		**$0.237500**	**$187,630,845**

TAX RATE DISTRIBUTION

FISCAL YEAR	OPERATING	DEBT	TOTAL
2005	$ 0.196050	$ 0.053950	$ 0.250000
2006	$ 0.199680	$ 0.050320	$ 0.250000
2007	$ 0.194690	$ 0.050310	$ 0.245000
2008	$ 0.191640	$ 0.053360	$ 0.245000
2009	$ 0.184260	$ 0.058240	$ 0.242500
2010	$ 0.187080	$ 0.055420	$ 0.242500
2011	$ 0.184580	$ 0.055420	$ 0.240000
2012	$ 0.176046	$ 0.063954	$ 0.240000
2013	$ 0.174663	$ 0.065337	$ 0.240000
2014	$ 0.180334	$ 0.057166	$ 0.237500

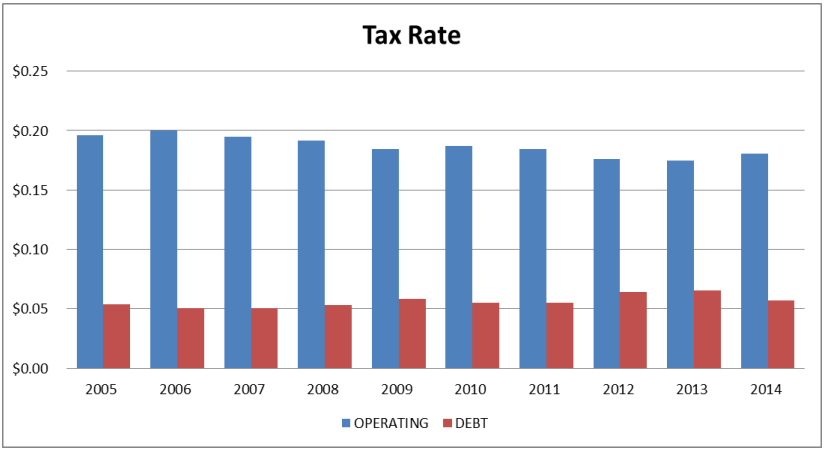

Combined Budget
Expenditures by Function Area

FUNCTION AREA	FY 2012 ACTUAL	FY 2013 ADOPTED	FY 2013 YTD	FY 2014 ADOPTED
Conservation	$246,119	$306,822	$297,918	$313,800
Culture and Recreation	$1,119,263	$868,091	$841,464	$999,345
Debt Service	$47,615,646	$44,841,468	$49,729,410	$41,305,564
Equipment Services	$2,872,755	$3,847,599	$3,617,557	$3,384,369
Financial Administrative	$9,807,746	$10,587,235	$9,905,672	$11,014,347
General Administrative	$28,500,899	$37,241,658	$27,287,912	$54,085,918
Health and Welfare	$16,938,490	$18,059,452	$17,708,965	$18,102,421
Judicial	$15,865,929	$17,302,343	$16,273,788	$17,977,680
Legal	$10,093,334	$10,551,894	$10,189,527	$10,799,369
Public Facilities	$13,204,907	$12,219,036	$12,511,386	$13,093,681
Public Safety	$63,276,644	$62,722,061	$63,318,565	$62,850,441
Public Transportation	$21,522,468	$20,550,895	$20,649,728	$23,926,821
Unclassified	$74,791,525	$20,015,145	$83,045,122	$21,943,998
	$305,855,725	$259,113,699	$315,377,014	$279,797,754

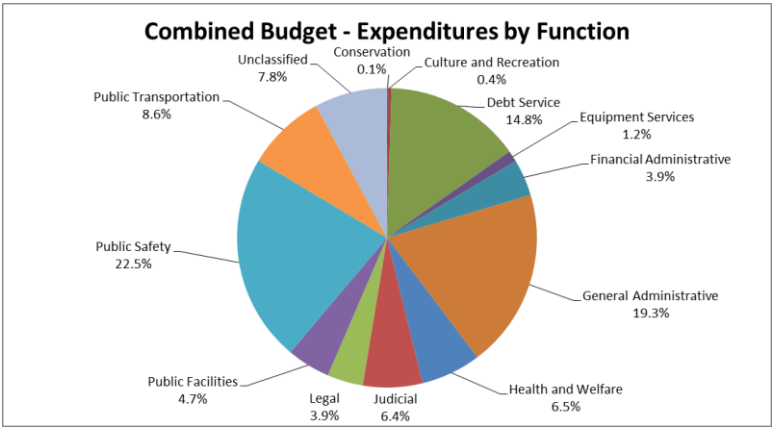

Combined Budget
Revenues by Source

FUNCTION AREA	FY 2012 ACTUAL	FY 2013 ADOPTED	FY 2013 YTD*	FY 2014 ESTIMATE
Taxes	$175,441,293	$178,536,569	$180,513,052	$187,630,846
Fees/Charges or Services	$41,004,413	$44,239,275	$44,811,777	$42,417,196
Fines/Forfeits	$4,004,514	$3,669,367	$4,109,734	$4,007,550
Insurance/Employee Benefit	$24,205,562	$21,024,295	$25,492,642	$21,926,235
Inter/Intra Governmental	$18,505,170	$8,786,551	$14,920,754	$9,560,769
Investment Revenue	$3,688,452	$2,994,718	$2,652,545	$2,397,064
License and Permits	$283,729	$279,000	$382,451	$281,000
Other Financing Sources	$55,443,161	$330,000	$65,116,975	$411,500
Other Revenue	$1,669,555	$876,000	$2,335,897	$609,000
Reserves	$0	$0	$0	$10,556,594
	$324,245,847	$260,735,775	$340,335,826	$279,797,754

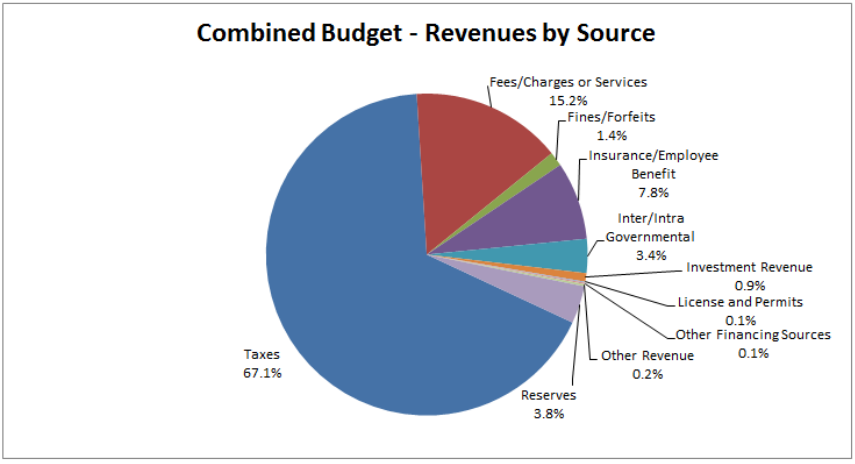

Collin County Total Combined Budget

(Excludes All Bond Funds)

FISCAL YEAR	ADOPTED BUDGET	PERCENT CHANGE
2005	$218,186,733	
2006	$228,662,696	4.8%
2007	$251,264,462	9.9%
2008	$255,194,924	1.6%
2009	$269,482,206	5.6%
2010	$270,182,156	0.3%
2011	$271,926,181	0.6%
2012	$264,881,827	-2.6%
2013	$259,113,699	-2.2%
2014	$279,797,754	8.0%

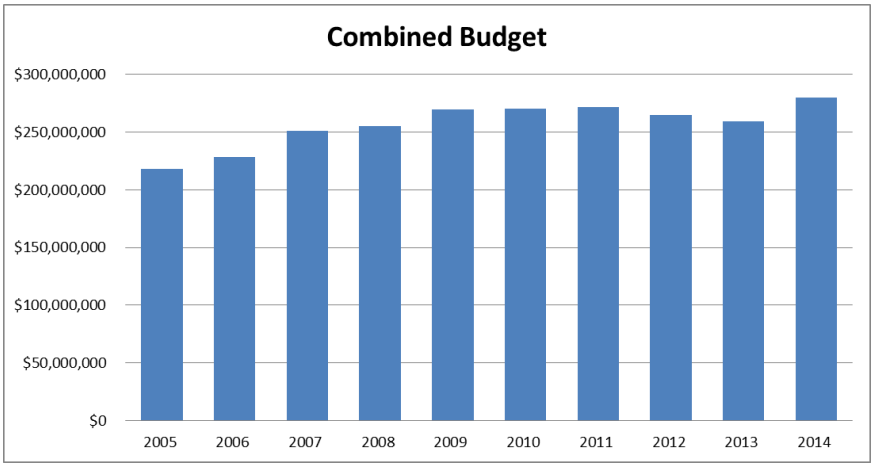

Collin County Operating Budget

This schedule tracks operating expenditures for the constitutional funds of the County: General, Road & Bridge and Permanent Improvement Funds.

FISCAL YEAR	ADOPTED BUDGET	PERCENT CHANGE
2005	$147,834,118	
2006	$150,274,228	1.7%
2007	$168,715,999	12.3%
2008	$165,882,933	-1.7%
2009	$173,358,571	4.5%
2010	$175,213,505	1.1%
2011	$174,628,074	-0.3%
2012	$170,775,342	-2.2%
2013	$173,790,360	1.8%
2014	$194,699,170	12.0%

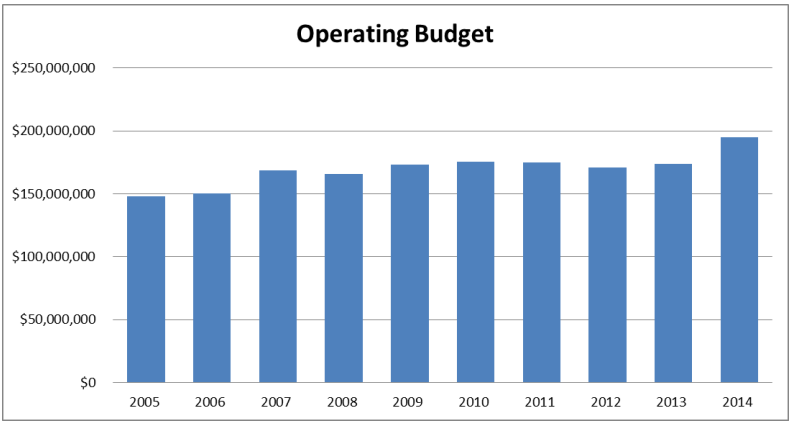

Note: Jury Fund, Myers Park, Pre-trial Release, Development Services, Juvenile Probation/Detention, Juvenile Alternative Education, and Juvenile Out-of-County Sex Offender Funds consolidated into General Fund in FY 2013 due to GASB 54 reporting requirements.

General Fund
Expenditure by Function Area

FUNCTION AREA	FY 2012 ACTUAL	FY 2013 ADOPTED	FY 2013 YTD*	FY 2014 ADOPTED
Conservation	$246,119	$262,787	$244,445	$269,765
Culture and Recreation	$367,995	$868,091	$841,464	$999,345
Equipment Services	$2,872,755	$3,847,599	$3,136,942	$3,384,369
Financial Administrative	$9,807,746	$10,587,235	$9,903,760	$11,014,347
General Administrative	$25,523,602	$32,667,394	$24,852,043	$49,190,699
Health and Welfare	$11,621,835	$11,767,178	$12,032,438	$12,302,604
Judicial	$13,959,370	$15,377,499	$14,598,191	$15,736,717
Legal	$9,962,336	$10,551,894	$10,048,884	$10,799,369
Public Facilities	$10,304,365	$10,649,104	$10,188,892	$10,824,749
Public Safety	$43,806,485	$55,086,649	$53,112,571	$55,422,850
Unclassified	$9,085,000	$330,000	$1,408,714	$411,500
	$137,557,608	$151,995,430	$140,368,345	$170,356,314

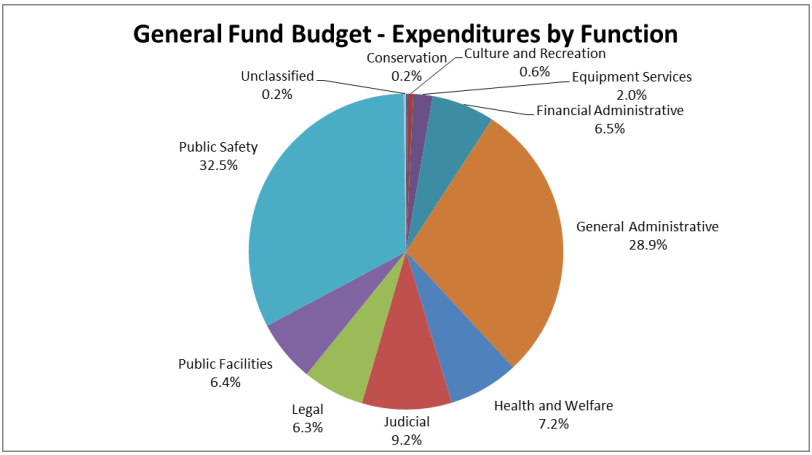

Note: Jury Fund, Myers Park, Pre-trial Release, Development Services, Juvenile Probation/Detention, Juvenile Alternative Education, and Juvenile Out-of-County Sex Offender Funds consolidated into General Fund in FY 2013 due to GASB 54 reporting requirements.

General Fund
Revenues by Source

FUNCTION AREA	FY 2012 ACTUAL	FY 2013 ADOPTED	FY 2013 YTD*	FY 2014 ESTIMATE
Taxes	$125,864,945	$127,714,748	$129,159,056	$139,341,129
Fees/Charges or Services	$17,159,061	$18,262,850	$18,339,352	$17,765,697
Fines/Forfeits	$2,191,532	$1,962,155	$2,142,678	$2,126,800
Insurance/Employee Benefit	$5,116	$0	$3,598	$0
Inter/Intra Governmental	$4,410,539	$3,825,422	$4,208,435	$4,377,538
Investment Revenue	$1,109,225	$1,536,481	$708,381	$958,702
License and Permits	$4,500	$279,000	$378,671	$279,000
Other Financing Sources	$122,495	$0	$1,655,005	$0
Other Revenue	$780,053	$526,000	$1,235,510	$259,000
Reserves	$0	$0	$0	$5,248,448
	$151,647,467	$154,106,656	$157,830,686	$170,356,314

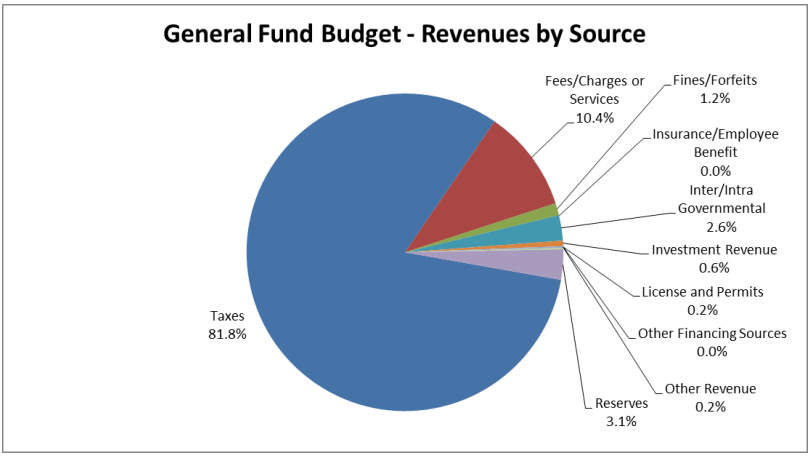

General Fund Budget

FISCAL YEAR	ADOPTED BUDGET	PERCENT CHANGE
2005	$124,563,335	
2006	$129,150,310	3.7%
2007	$147,378,457	14.1%
2008	$145,532,969	-1.3%
2009	$150,486,607	3.4%
2010	$152,858,941	1.6%
2011	$153,678,623	0.5%
2012	$146,765,759	-4.5%
2013	$151,995,430	3.6%
2014	$170,356,314	12.1%

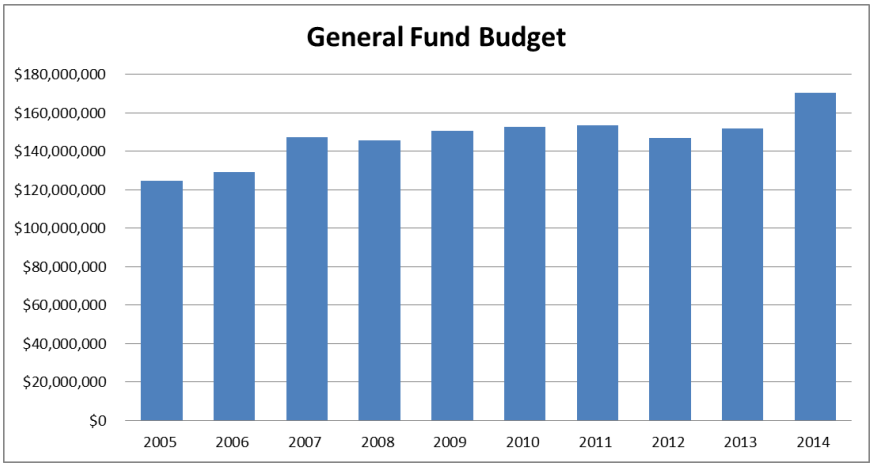

Note: Jury Fund, Myers Park, Pre-trial Release, Development Services, Juvenile Probation/Detention, Juvenile Alternative Education, and Juvenile Out-of-County Sex Offender Funds consolidated into General Fund in FY 2013 due to GASB 54 reporting requirements.

Top 15 Counties in Texas By Population

POP. RANK	COUNTY	POPULATION	TOTAL COUNTY-WIDE TAX RATE	TOTAL # OF EMPS.
1	Harris	4,253,700	$0.414550	14,999
2	Dallas	2,453,843	$0.243100	6,291
3	Tarrant	1,880,153	$0.264000	4,647
4	Bexar	1,785,704	$0.317028	4,529
5	Travis	1,095,584	$0.494600	5,001
6	**Collin**	**834,642**	**$0.237500**	**1,802**
7	El Paso	827,398	$0.433125	2,729
8	Hidalgo	806,552	$0.590000	2,936
9	Denton	707,304	$0.284914	1,582
10	Fort Bend	627,293	$0.484760	2,209
11	Montgomery	485,047	$0.483800	2,089
12	Williamson	456,232	$0.489029	1,542
13	Cameron	415,557	$0.384291	1,899
14	Nueces	347,691	$0.345187	1,195
15	Brazoria	324,769	$0.492020	1,500

* Population by US Census Population Estimates for Texas Counties to July 1, 2012

COLLIN COUNTY
COMMUNITY PROFILE

Population

Collin County's population is among the fastest growing in the United States. The population estimate for 2012 shows a 70% growth since the 2000 Census, according to the Texas State Data Center. This corresponds to an average annual growth rate of over 6%.

The American Community Survey for the U.S. Census Bureau estimates for Collin County show a population composition as follows:

AGE BREAKDOWN	COLLIN COUNTY 2011	COLLIN COUNTY 2012
65 and over	8%	8.7%
45 to 64	25%	25.5%
25 to 44	31%	30.3%
5 to 24	28%	28.5%
Under 5	8%	6.9%

RACE AND ETHNIC GROUPS	COLLIN COUNTY 2011	COLLIN COUNTY 2012
White	62.3%	73.4%
African American	9.1%	9.1%
American Indian or Native American	0.8%	0.5%
Asian	11.5%	11.8%
Other	0.1%	2.1%
Two or more races	2.4%	3.2%
Hispanic or Latino Origin	15.2%	15.0%

Economy

Estimated in 2012, for the employed population sixteen years and older, the leading industries in Collin County were Education, Health, and Social Services (20.4%) as well as Professional and Business Services (16.5%). Among the most common occupations were management, business, and service related occupations. Second would be sales and office occupations. Eighty-three percent of the people employed were private wage and salary workers; eleven percent federal, state or local government workers; and seven percent were self-employed.

Eighty-two percent of Collin County workers drove to work alone in 2012, seven percent carpooled, one percent took public transportation, one percent walked and one percent used other means. The remaining eight percent worked at home. Among those who commuted to work, it took them on average twenty-eight minutes to get to work.

The median income of households in Collin County was $81,364. Ninety percent of households received earnings and eleven percent received retirement income other than Social Security. Sixteen percent of the households received Social Security. These income sources are not mutually exclusive.

In 2012, ninety-three percent of people twenty-five years and over had at least graduated from high school and forty-nine percent had a bachelor's degree or higher. The total school enrollment in Collin County was 242,448 in 2012. Preprimary school enrollment was 17,304 and elementary or high school enrollment was 171,092 children. College enrollment was 54,052.

Employment by Industry Collin County 2012

INDUSTRY	COLLIN COUNTY
Agriculture, forestry, fishing and hunting, and mining	0.8%
Construction	4.4%
Manufacturing	10.0%
Wholesale trade	2.8%
Retail trade	11.7%
Transportation, warehousing, and utilities	3.2%
Information	3.8%
Finance, insurance, real estate, rental and leasing	12.0%
Professional and business services	16.5%
Educational, health, and social services	20.4%
Leisure and hospitality	7.6%
Other services	4.6%
Public administration	2.3%

Source: U.S. Census Bureau
2012 American Community Survey
1-Year Estimates

ALL ABOUT COLLIN COUNTY

COLLIN COUNTY. Collin County is located in northeastern Texas thirty miles south of the Red River. McKinney, the county seat, is thirty-four miles northeast of Dallas. With the exception of a small portion of its western edge, Collin County's area of 851 square miles lies entirely within the Blackland Prairie region of Texas. The surface of the county is generally level to gently rolling, with an elevation ranging from 450 to 700 feet above sea level. The western and central portions of the county are drained by the East fork of the Trinity River. The Elm fork of the Trinity drains the eastern section. Bois d' arc, oak, elm, ash, pecan, and post oak trees grow along the streams of the county but not in sufficient quantity for commercial use. Limestone and sand for making cement are the only mineral resources. Temperatures range from an average high of 96° F in July to an average low of 34° in January. Rainfall averages just under thirty-five inches a year, and the growing season extends for 237 days.

Branches of the Caddo Indians inhabited the area before the arrival of the first white settlers. Occasional outbreaks of violence occurred between the two groups, but there was no extended period of conflict since the Caddos withdrew from the county by the mid-1850s. The absence of organized Indian resistance, combined with the county's fertile soil and an offer of land grants by the Peters colony attracted settlers to the area in the early 1840s. Even with the offer of free land, the estimated population of the county was only 150 when it was demarked from Fannin County on April 3, 1846, and named for Collin McKinney, one of the first settlers of the county and a signer of the Texas Declaration of Independence. The original county seat was Buckner. Because this town Buckner was not within three miles of the center of the county, however, McKinney became the county

seat in 1848. Like the county, McKinney was named for Collin McKinney.

The settlement of Collin County can be divided into two phases. The first occurred during the early period of the county's history, from 1840 to 1860. The second phase took place during and after the arrival of railroads. The settlements established before the construction of rail lines seldom survived if the railroads bypassed them. The majority of the first settlers of Collin County were farmers who lived near streams, where water and wood were easily obtained. They established small, family-operated farms that produced mostly wheat and corn. The slave and cotton economy that characterized most of the South, with its large plantations, failed to take hold in the county. In part this was a result of the lack of navigable rivers and railroads to transport cash crops to retail centers. The nearest market was Jefferson, more than 150 miles to the east. In addition, the farmers who settled the county were from the upper South and had little experience in slaveholding or raising cotton. In 1860 only 1,047 of the 9,264 residents were black, and the cotton harvest was of no significance.

These factors, plus the influence of James W. Throckmorton, a native of McKinney and Texas state senator, resulted in Collin County's vote against secession, 948 to 405, in 1861. Once Texas joined the Confederacy, however, more than 1,500 residents of the county enlisted in the defense of the South, led by Throckmorton, who rose to the rank of brigadier general. During the war isolated incidents of violence occurred between Union sympathizers and Confederates, including the participation of an undetermined number of county residents in the events that led to the Great Hanging at Gainesville in 1862. Outbreaks of violence continued after the war. Farmersville, twelve miles east of McKinney, was the site of one of the killings that took place during the Lee-Peacock feud. By 1869 gunplay between the two groups had ended. Except for the military appointments of a few

public officials in 1867–68, the county remained under the control of the Democratic Party during Reconstruction.

For the first thirty years of the county's history farmers had little incentive to take advantage of the fertile soil of the Black land Prairie, considered the richest agricultural region of Texas. Between the 1840s and 1870s the lack of transportation facilities, limited markets, and absence of mechanized farm equipment restricted the agricultural production of the county. The arrival of the railroad removed these obstacles and initiated a fifty-year period of economic growth. In 1872 the Houston and Texas Central Railway, the first to reach the county, connected McKinney and Plano to tracks that reached as far south as Houston. The Missouri, Kansas and Texas followed four years later and was joined in a decade by the Gulf, Colorado and Santa Fe. By the mid-1890s six railroads crisscrossed the county, connecting farmers to retail markets throughout Texas. With an outlet for their products farmers began to cultivate the unplowed fertile land in the eastern and central sections of the county. Between 1870 and 1920 the number of farms and crop production increased dramatically. In 1870, 903 farms valued at just over three million dollars produced 674,565 bushels of corn, 4,371 bales of cotton, and 42,827 bushels of wheat. In 1920 the number of farms had increased to 6,001, with a value estimated at well over $84 million. Production of corn had increased to 2,574,689 bushels, cotton to 49,311 bales, and wheat to 956,412 bushels.

By the 1920s, twenty-three Collin County communities had voted road bonds totaling just under $4 million. New roads, combined with State Highway 289, provided county residents with easy access to Dallas, Fort Worth, and Waco. By the end of the decade thirteen communities had electricity, natural gas, and a telephone exchange. Three had a population of over 1,000. In 1920 the county seat had 6,677 residents, and the population of the county was 49,609.

During the next forty years, however, the population declined. The Great Depression, mechanization of farms, and employment opportunities outside the county contributed to the drop in population. Although Collin County did not suffer the extreme hardships that befell other areas of Texas, the number of county farms declined from 6,069 in 1930 to 4,771 by 1940. The value of all crops harvested dropped from just over $10 million to just over $6.5 million during the same period. As late as 1940 Collin County's unemployment rate stood at 19 percent.

By the mid-1950s the economy had recovered. The average value of farmland per acre increased from $58.91 in 1940 to $145.52 in 1954. In part this improvement was a result of the efforts of the Texas Research Foundation and the Collin County Soil Conservation District. The Texas Research Foundation, established at Renner in 1944, used the latest scientific discoveries to improve farming practices. In 1946 the Collin County Soil Conservation District was formed and planned the construction of 144 flood-retarding structures, including Lake Lavon, to prevent the flooding of thousands of acres of rich bottomland in southeastern Collin County. Farmers also benefited from the electric cooperatives established by the Rural Electrification Administration in the late 1930s. The Hunt-Collin Co-operative (1937), the Fannin County Electric Co-operative (1939), and the Grayson-Collin Electric Co-operative (1937) combined to bring electricity to the isolated communities of the county. New roads also assisted county farmers. In 1946 the county had 138 miles of paved roads. By the early 1970s the paved miles had increased to 2,333. The work of the Texas Research Foundation and improved soil-conservation practices increased the production of wheat, the county's primary cash crop, from 352,229 bushels in 1949 to 1,224,664 bushels in 1959.

The mechanization of farming, however, reduced the number of farms from 3,166 in 1950 to 2,001 in 1960. A corresponding decline in the county's population occurred. Historically the

percentage of tenant farmers in Collin County was high; it reached a peak of 74 percent in 1925. By 1960 that figure had dropped to 38 percent. Because of the lack of business opportunities outside farming in the county, the majority of those forced to leave farming also left the county. The population decreased from 47,190 in 1940 to 41,247 in 1960.

Although agriculture, especially developing dairy farming, continued to be an important factor in the county's economy, by 1980 the introduction of light industry, combined with the growth of the Dallas metropolitan area, produced a successful diversified economy. In 1980 the number of business establishments totaled 2,388; 25 percent of the population was employed in manufacturing and 23 percent in wholesale and retail trade. Most of the population, 59 percent, worked outside the county. The economic growth between 1960 and 1980 accompanied a comparable population growth. Plano, eighteen miles northeast of Dallas, had the most dramatic increase of all Collin County towns: in 1960 Plano's population was 3,695, and twenty years later it was 72,331. Overall, Collin County's population increased from 41,692 in 1960 to 144,576 in 1980. Subsequently it continued to grow, largely as a result of the development of the suburbs in and around Plano. By 1990 the number of residents in Plano increased to 128,673, and the population of the county as a whole grew to 264,036, nearly double what it had been only a decade before. Many of the new arrivals in the county are from areas outside of Texas.

Though before 1970 the voters of the county were staunchly Democratic, from 1972 to 1992 they consistently chose Republican presidential candidates, and Republicans also made inroads in state and local races. Other changes have occurred. Due to the large number of young families that have moved to the area, the average age has dropped considerably, and education levels have been steadily rising. Hispanics, traditionally only a small minority in the county, now outnumber African-Americans,

and the number of Asians is increasing rapidly. In 1990 nearly 90 percent of the population was white, 6.9 percent Hispanic, 4.1 percent black, and 2.8 percent Asian. Collin County is well on its way to being one of the most densely populated counties in Texas. The largest city, Plano, overshadows the county seat as the business and educational center of the county. The diversified economy continues to diminish the number of farms. At its 150th anniversary the county little resembled what was settled in the 1840s.

David Minor

Source: *Handbook of Texas Online*, s.v. "Collin County" http://www.tshaonline.org/handbook/online/articles/CC/hcc16.html (accessed November 19, 2013).

COLLIN COUNTY
COMMISSIONERS COURT PRECINCTS

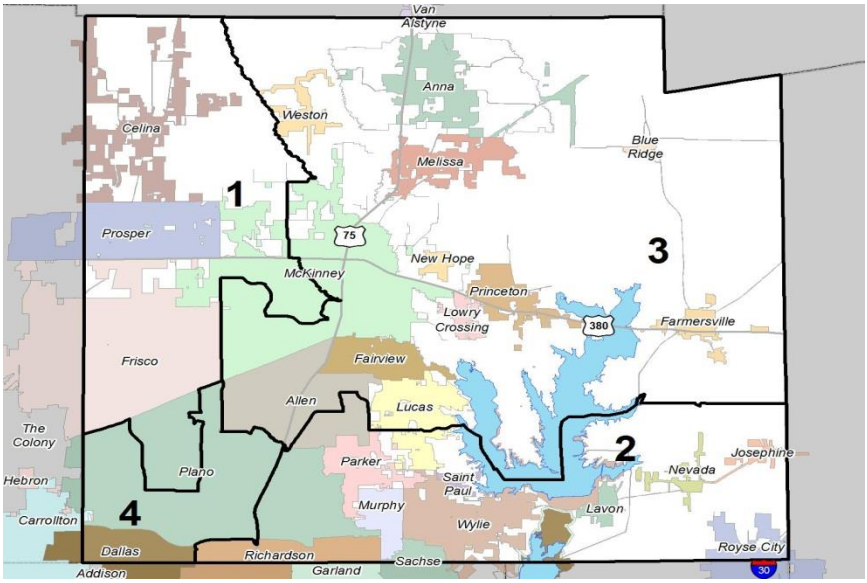

EFFECTIVE JANUARY 1, 2012

PRECINCT 1
MATT SHAHEEN

PRECINCT 2
CHERYL WILLIAMS

PRECINCT 3
CHRIS HILL

PRECINCT 4
DUNCAN WEBB

For more information go to
http://www.co.collin.tx.us/commissioners_court/index.jsp

COLLIN COUNTY
CONSTABLE PRECINCTS

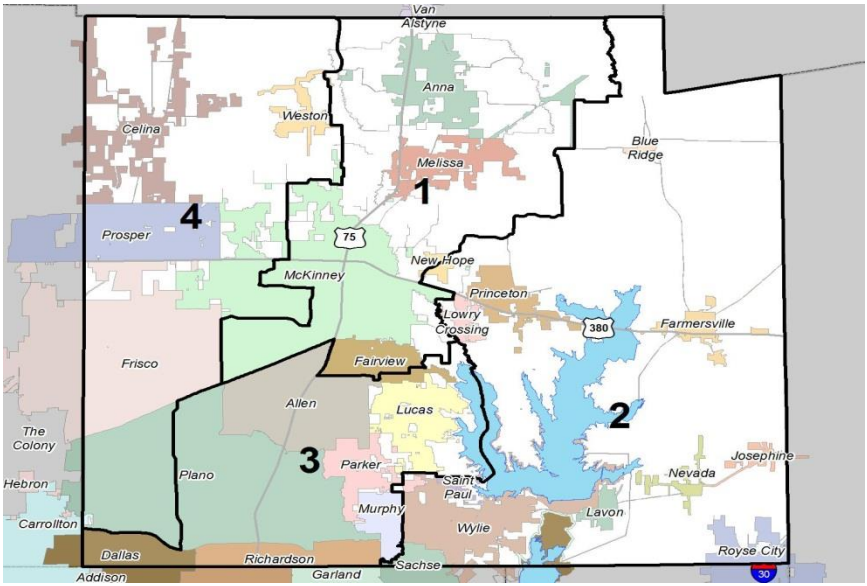

EFFECTIVE JANUARY 1, 2012

PRECINCT 1
SHANE WILLIAMS

PRECINCT 2
JOE BARTON

PRECINCT 3
SAMMY KNAPP

PRECINCT 4
JOSEPH WRIGHT

For more information go to
http://www.co.collin.tx.us/constables/index.jsp

COLLIN COUNTY
JUSTICE OF THE PEACE COURT PRECINCTS

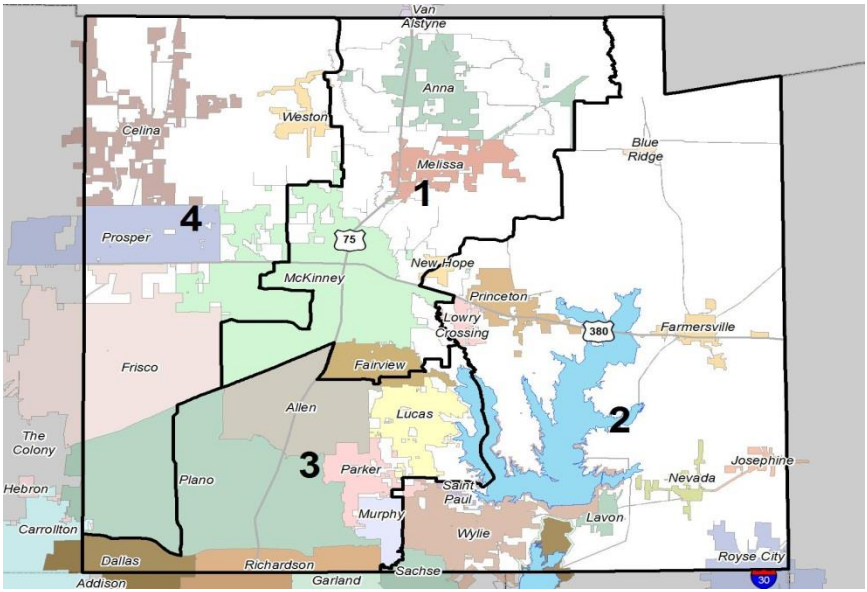

EFFECTIVE JANUARY 1, 2012

PRECINCT 1
PAUL RALEEH

PRECINCT 2
TERRY DOUGLAS

PRECINCT 3-1
CHUCK RUCKEL

PRECINCT 3-2
JOHN PAYTON

PRECINCT 4
MIKE YARBROUGH

For more information go to
http://www.co.collin.tx.us/justices_peace/index.jsp

Collin County Budget & Finance Office
2300 Bloomdale Rd., Suite 4100
McKinney, TX 75071